

Scaled data based on original data using
LM-79-08 Approved Method: Electrical and Photometric Measurements of Solid-
State Lighting Products

Test Report Prepared for
Cooper Lighting Solutions
(formerly Eaton)

Brand: INVUE

Report Number: P673427

Luminaire Tested: **CCP-SA-2E-750-U-T4FT-HSS**

Issue Date: 04/16/2023



Test Information

Test Method: LM-79-08
Report Number: P673427
Test Lab: INNOVATION CENTER(G1)
Issue Date: 04/16/2023
Manufacturer: COOPER LIGHTING SOLUTIONS (FORMERLY EATON)
Product Line: INVUE
Catalog Number: CCP-SA-2E-750-U-T4FT-HSS
Description: INVUE CLEAR CURVE POLE MOUNT Light Square Luminaire @1050mA w/ T4FT distribution lens and House Side Shield
Light Source: (32) 5000K CCT, 70 CRI LEDs
Ballast/Driver: ELECTRONIC DRIVER

Summary

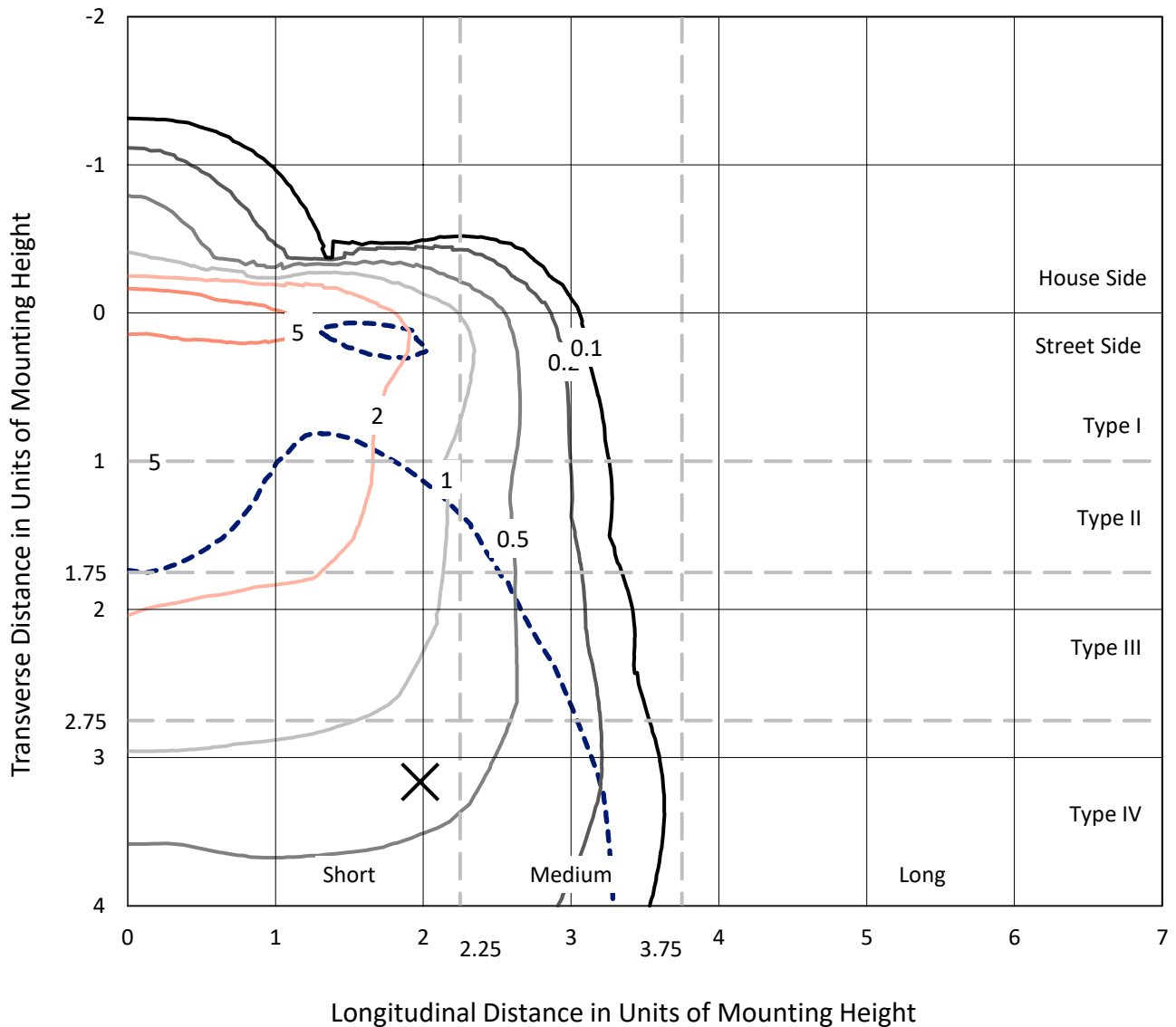
Lumens per Lamp: N/A
Luminaire Lumens: 10042.7 lumens
Efficiency: N/A
Efficacy: 94.2 lumens/watt
Luminous Opening: Rectangular (W 1' x L: 1' x H: 0')
IES Classification: Type IV - Short
BUG Rating: B1 - U0 - G3

Input Watts (W): 106.6
Input Voltage (V): 120
Input Current (Ain): NR
Voltage Rise (V): NR
Power Factor: NR
Total Harmonic Distortion (THDi): NR
Frequency (hertz): 60
Stabilization Time: NR
Operation Time: NR
Ambient Temperature (°C): NR
Test Distance: 25 FT

REPORT NUMBER: P673427
 CATALOG NUMBER: CCP-SA-2E-750-U-T4FT-HSS

Iso-Footcandle Lines of Horizontal Illumination

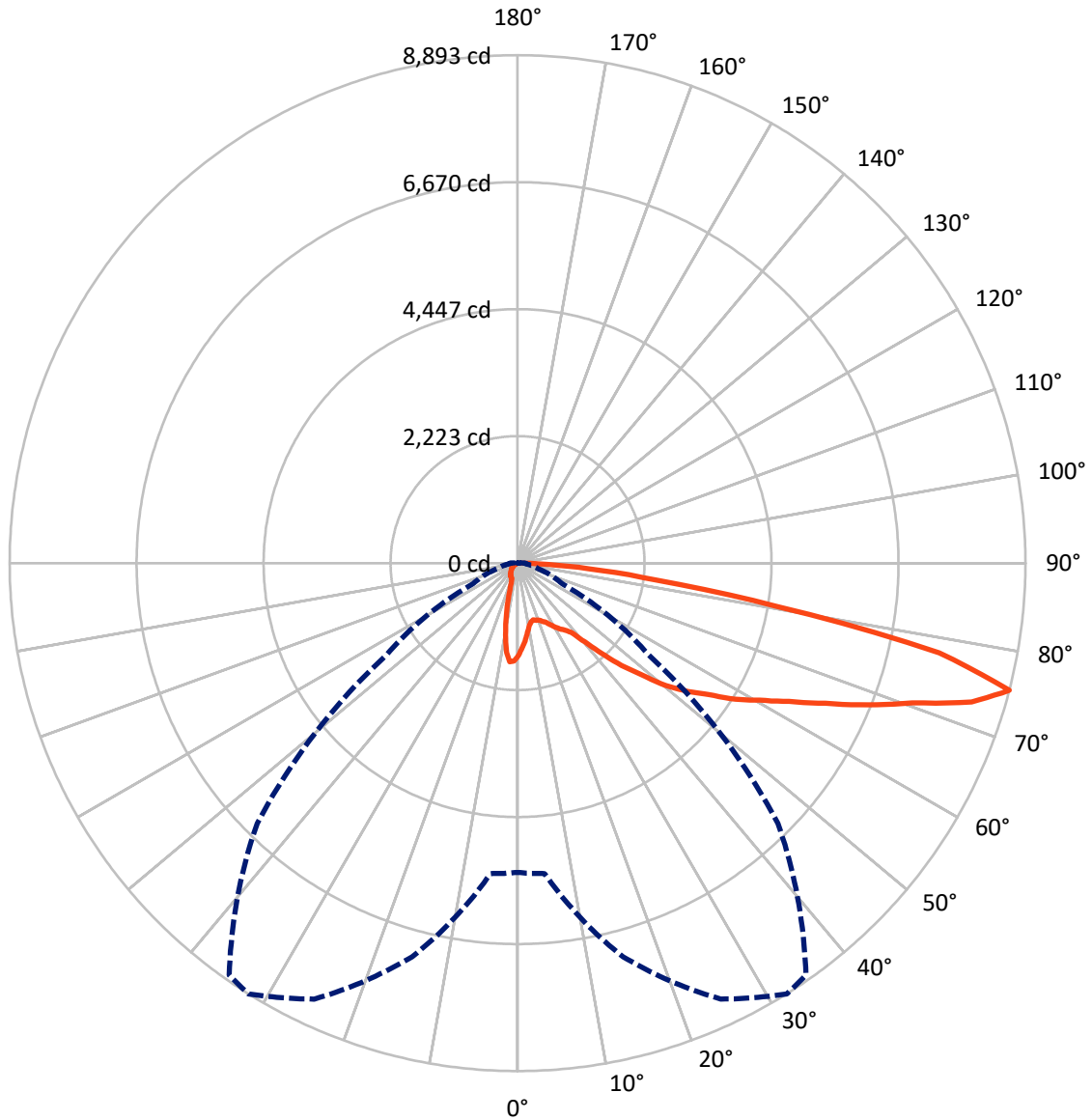
× Max cd
 - - - 1/2 Max cd



Based on 15 foot mounting height. Maximum calculated value = 7.2 fc
 Type IV - Short - N/A

REPORT NUMBER: P673427
CATALOG NUMBER: CCP-SA-2E-750-U-T4FT-HSS

Luminous Intensity Polar Plot



— Vertical Plane Through 32-Deg Lateral - - - Horizontal Cone Through 75-Deg Vertical



REPORT NUMBER: P673427
 CATALOG NUMBER: CCP-SA-2E-750-U-T4FT-HSS

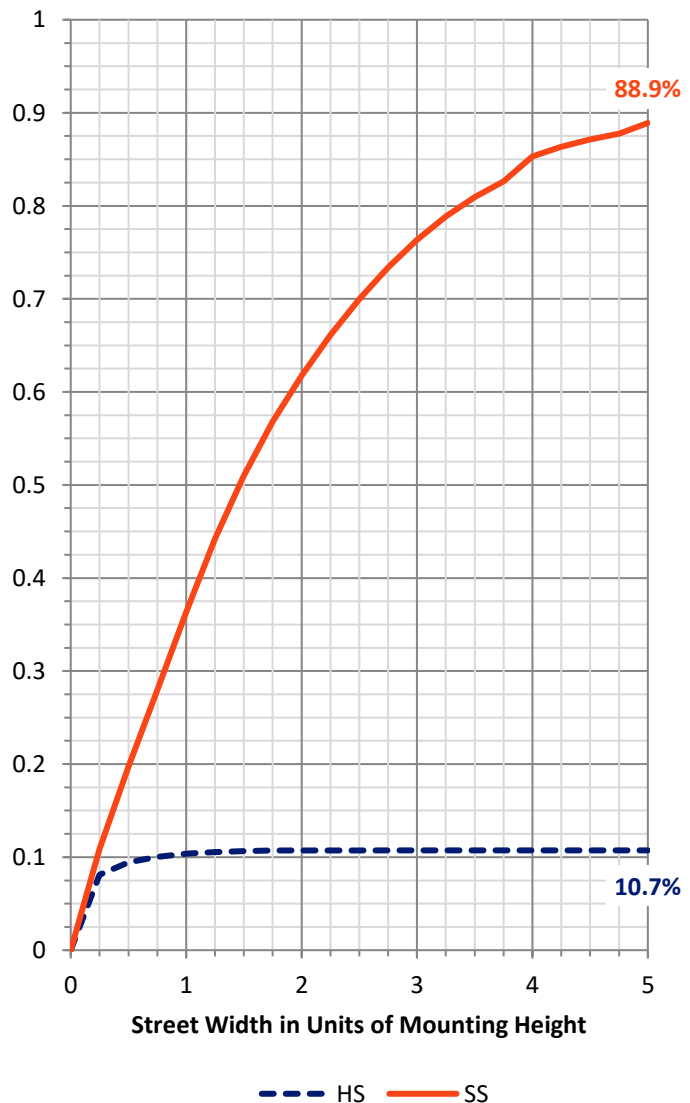
FLUX DISTRIBUTION:

		Downward	Upward	Total
House Side	Lumens	1084.9	0.0	1084.9
	% Fixture	10.8	0.0	10.8
Street Side	Lumens	8957.8	0.0	8957.8
	% Fixture	89.2	0.0	89.2
Total	Lumens	10042.7	0.0	10042.7
	% Fixture	100.0	0.0	100.0

Coefficient of Utilization

ZONAL LUMENS:

Zone	Lumens	% Fixture
0°-10°	142.5	1.4
10°-20°	323.5	3.2
20°-30°	484.4	4.8
30°-40°	743.6	7.4
40°-50°	1300.3	12.9
50°-60°	2032.6	20.2
60°-70°	2627.8	26.2
70°-80°	2140.3	21.3
80°-90°	247.8	2.5
90°-100°	0.0	0.0
100°-110°	0.0	0.0
110°-120°	0.0	0.0
120°-130°	0.0	0.0
130°-140°	0.0	0.0
140°-150°	0.0	0.0
150°-160°	0.0	0.0
160°-170°	0.0	0.0
170°-180°	0.0	0.0
0°-90°	10042.7	100.0
0°-180°	10042.7	100.0



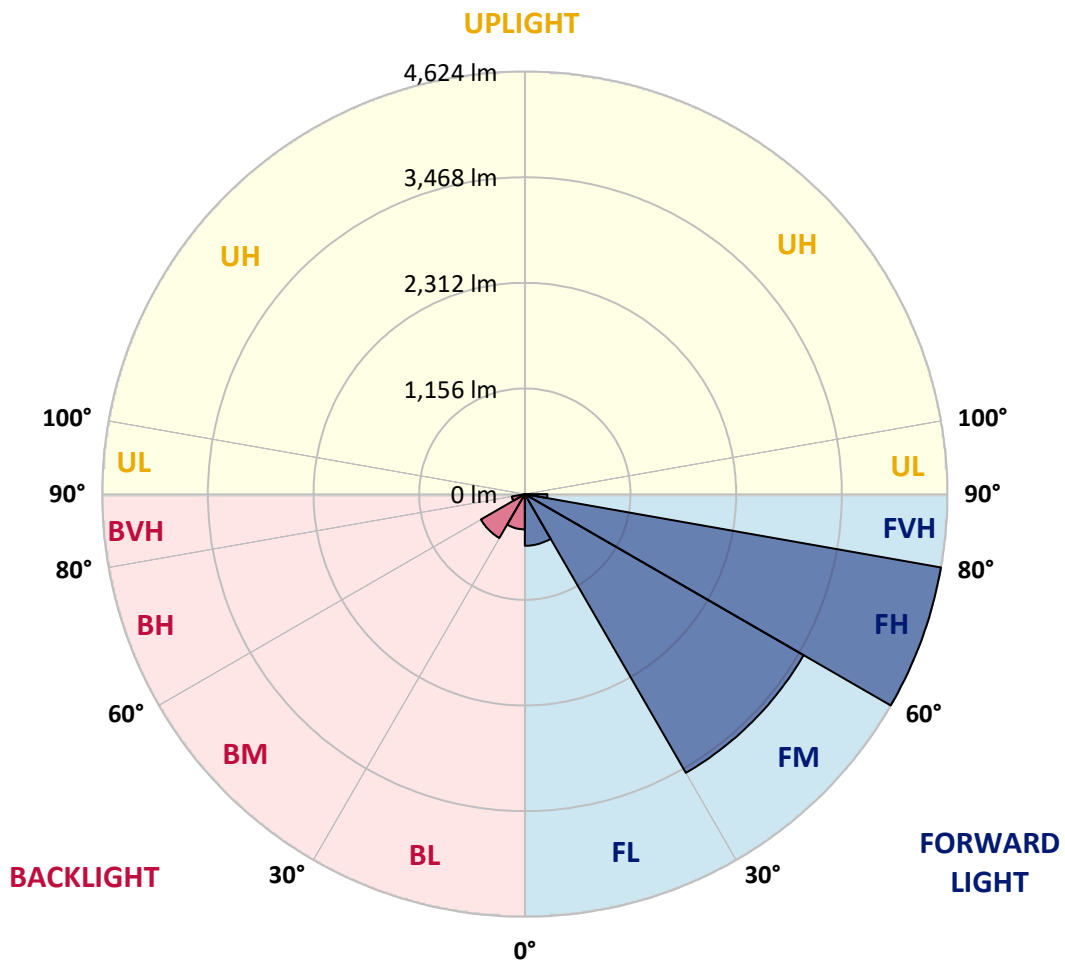
REPORT NUMBER: P673427
 CATALOG NUMBER: CCP-SA-2E-750-U-T4FT-HSS

LUMINAIRE CLASSIFICATION SYSTEM LUMEN TABLE AND BUG RATING:

Zone	Lumens	% Fixture	Zone Rating/Lumen Limit		
			B	U	G
FL (0°-30°)	565.0	5.6			
FM (30°-60°)	3521.4	35.1			
FH (60°-80°)	4623.8	46.0			G2/5000
FVH (80°-90°)	247.6	2.5			G3/500
BL (0°-30°)	385.4	3.8	B1/500		
BM (30°-60°)	555.1	5.5	B1/1000		
BH (60°-80°)	144.3	1.4	B1/500		G1/500
BVH (80°-90°)	0.2	0.0			G0/10
UL (90°-100°)	0.0	0.0		U0/0	
UH (100°-180°)	0.0	0.0		U0/0	

BUG Rating: B1-U0-G3

Type IV Short





REPORT NUMBER: P673427

CATALOG NUMBER: CCP-SA-2E-750-U-T4FT-HSS

CANDELA DISTRIBUTION (FULL):

	0°	5°	15°	25°	32°	35°	45°	55°	65°	75°	85°
0°	1621.6	1621.6	1621.6	1621.6	1621.6	1621.6	1621.6	1621.6	1621.6	1621.6	1621.6
2.5°	1454.3	1474.9	1472.3	1485.2	1487.7	1495.5	1513.5	1513.5	1565.0	1601.0	1624.2
5°	1323.0	1310.1	1315.3	1330.7	1369.3	1366.8	1410.5	1433.7	1495.5	1546.9	1601.0
7.5°	1160.9	1158.3	1168.6	1204.6	1232.9	1256.1	1302.4	1361.6	1444.0	1521.2	1616.4
10°	1057.9	1052.7	1073.3	1083.6	1117.1	1132.5	1204.6	1297.3	1395.1	1505.8	1616.4
12.5°	1034.7	1016.7	1027.0	1024.4	1055.3	1063.0	1132.5	1245.8	1364.2	1500.6	1637.0
15°	1047.6	1034.7	1024.4	1024.4	1032.2	1037.3	1111.9	1212.3	1346.2	1508.3	1683.4
17.5°	1088.8	1081.1	1050.2	1019.3	1052.7	1052.7	1099.1	1204.6	1348.8	1531.5	1740.0
20°	1137.7	1130.0	1075.9	1039.9	1063.0	1088.8	1137.7	1222.6	1356.5	1549.5	1827.5
22.5°	1191.7	1191.7	1117.1	1075.9	1106.8	1109.4	1196.9	1279.3	1387.4	1595.9	1884.1
25°	1258.7	1253.5	1181.4	1135.1	1145.4	1173.7	1253.5	1341.0	1444.0	1660.2	1989.7
27.5°	1346.2	1338.5	1253.5	1207.2	1220.1	1250.9	1341.0	1428.5	1495.5	1685.9	2079.8
30°	1418.2	1410.5	1341.0	1271.5	1299.8	1328.2	1433.7	1510.9	1559.8	1734.8	2182.7
32.5°	1433.7	1420.8	1374.5	1343.6	1374.5	1428.5	1510.9	1590.7	1665.3	1858.4	2378.3
35°	1611.3	1565.0	1444.0	1395.1	1441.4	1459.4	1595.9	1737.4	1809.5	1956.2	2597.1
37.5°	1951.1	1907.3	1747.7	1611.3	1546.9	1567.5	1745.1	1920.2	1989.7	2139.0	2836.5
40°	2368.0	2296.0	2126.1	1943.3	1812.1	1786.3	1902.2	2159.5	2226.5	2368.0	3150.5
42.5°	2844.2	2774.7	2512.2	2296.0	2162.1	2128.7	2146.7	2437.5	2494.2	2579.1	3356.4
45°	3186.6	3150.5	2854.5	2661.5	2555.9	2519.9	2476.1	2741.3	2813.3	2841.6	3655.0
47.5°	3384.7	3359.0	3194.3	3063.0	2921.4	2882.8	2911.1	3163.4	3114.5	3137.6	3940.7
50°	3649.9	3582.9	3359.0	3400.2	3371.9	3361.6	3410.5	3521.2	3449.1	3382.2	4252.2
52.5°	3863.5	3745.1	3588.1	3688.5	3732.2	3770.8	3943.3	4025.7	3703.9	3601.0	4452.9
55°	3994.8	3881.5	3922.7	4015.4	4061.7	4239.3	4442.6	4380.9	3871.2	3776.0	4720.6
57.5°	4113.2	4120.9	4231.6	4259.9	4496.7	4527.6	4918.8	4718.1	3989.6	3935.6	4826.2
60°	4398.9	4370.6	4460.7	4643.4	4869.9	5042.4	5415.6	4944.6	4048.8	4017.9	4797.8
62.5°	4913.7	4738.6	4769.5	5001.2	5333.2	5521.1	5701.3	5047.5	4033.4	4030.8	4712.9
65°	5567.5	5366.7	5274.0	5490.2	5920.1	6185.2	6023.1	5163.3	3930.4	4002.5	4396.3
67.5°	6110.6	6113.1	5940.7	6061.7	6622.8	6679.4	6326.8	5140.2	3758.0	3778.6	3624.1
70°	6736.0	6821.0	6669.1	7047.5	7328.0	7364.1	6674.3	4949.7	3387.3	2849.4	2082.3
72.5°	6895.6	6939.4	7413.0	7994.7	8311.3	8321.6	7016.6	4313.9	2229.0	1258.7	646.1
75°	5415.6	5456.8	7135.0	8422.0	8893.0	8802.9	6445.2	2800.5	867.4	368.1	154.4
77.5°	3021.8	3034.7	4429.8	6808.1	7544.3	7181.3	4514.7	1091.4	350.1	211.1	72.1
80°	826.2	970.4	1642.2	3356.4	4607.4	4522.4	2149.3	355.2	226.5	164.7	33.5
82.5°	198.2	213.6	527.7	1485.2	2435.0	2540.5	640.9	180.2	157.0	136.4	18.0
85°	72.1	79.8	162.2	723.3	1250.9	1148.0	193.0	90.1	115.8	105.5	7.7
87.5°	25.7	25.7	51.5	236.8	365.5	275.4	64.3	30.9	59.2	64.3	2.6
90°	0.0	0.0	0.0	0.0	0.0	0.0	0.0	0.0	0.0	0.0	0.0



REPORT NUMBER: P673427
 CATALOG NUMBER: CCP-SA-2E-750-U-T4FT-HSS

CANDELA DISTRIBUTION (continued):

	90°	95°	105°	115°	125°	135°	145°	155°	165°	175°	180°
0°	1621.6	1621.6	1621.6	1621.6	1621.6	1621.6	1621.6	1621.6	1621.6	1621.6	1621.6
2.5°	1626.7	1626.7	1662.8	1693.7	1704.0	1716.8	1704.0	1732.3	1729.7	1716.8	1722.0
5°	1629.3	1675.6	1706.5	1727.1	1737.4	1734.8	1740.0	1709.1	1691.1	1678.2	1665.3
7.5°	1642.2	1685.9	1742.6	1737.4	1709.1	1649.9	1603.6	1521.2	1441.4	1438.8	1426.0
10°	1685.9	1724.5	1758.0	1737.4	1634.5	1454.3	1307.6	1196.9	1096.5	1050.2	1055.3
12.5°	1716.8	1788.9	1773.5	1667.9	1454.3	1217.5	1001.3	839.1	749.0	664.1	664.1
15°	1781.2	1806.9	1801.8	1567.5	1232.9	949.8	687.2	522.5	427.3	388.7	383.5
17.5°	1843.0	1871.3	1783.7	1415.7	1014.1	638.3	417.0	324.3	311.4	306.3	308.9
20°	1920.2	1922.7	1768.3	1263.8	761.9	404.1	298.6	290.9	293.4	290.9	290.9
22.5°	2002.5	2020.6	1714.3	1050.2	507.1	293.4	278.0	280.6	280.6	280.6	288.3
25°	2110.6	2082.3	1629.3	846.8	332.0	270.3	270.3	272.8	272.8	272.8	275.4
27.5°	2182.7	2144.1	1521.2	610.0	260.0	254.8	260.0	260.0	265.1	265.1	265.1
30°	2332.0	2231.6	1384.8	393.8	234.2	242.0	247.1	252.2	254.8	260.0	262.5
32.5°	2447.8	2308.8	1214.9	262.5	213.6	218.8	231.7	242.0	252.2	249.7	249.7
35°	2658.9	2435.0	1057.9	208.5	195.6	195.6	208.5	226.5	242.0	247.1	247.1
37.5°	2900.8	2537.9	839.1	190.5	180.2	180.2	187.9	208.5	229.1	239.4	234.2
40°	3101.6	2656.3	620.3	177.6	167.3	167.3	172.5	187.9	211.1	229.1	231.7
42.5°	3243.2	2743.8	419.6	164.7	157.0	154.4	162.2	169.9	187.9	213.6	218.8
45°	3371.9	2790.2	260.0	151.9	146.7	146.7	146.7	154.4	167.3	190.5	195.6
47.5°	3601.0	2841.6	187.9	141.6	133.8	136.4	139.0	141.6	151.9	157.0	159.6
50°	3794.0	2880.3	154.4	131.3	126.1	128.7	128.7	128.7	133.8	126.1	126.1
52.5°	3940.7	2841.6	131.3	121.0	115.8	118.4	115.8	115.8	110.7	100.4	100.4
55°	4048.8	2772.1	105.5	110.7	110.7	110.7	105.5	97.8	87.5	79.8	79.8
57.5°	4077.1	2653.7	82.4	92.7	100.4	100.4	90.1	79.8	66.9	59.2	56.6
60°	4033.4	2396.4	61.8	66.9	77.2	79.8	72.1	59.2	46.3	38.6	38.6
62.5°	3876.4	2193.0	48.9	43.8	56.6	59.2	51.5	38.6	25.7	18.0	15.4
65°	3577.8	1879.0	36.0	30.9	38.6	41.2	33.5	18.0	7.7	2.6	0.0
67.5°	2870.0	1415.7	23.2	20.6	25.7	25.7	15.4	5.1	0.0	0.0	0.0
70°	1588.1	795.4	15.4	10.3	12.9	7.7	2.6	0.0	0.0	0.0	0.0
72.5°	458.2	226.5	7.7	5.1	2.6	0.0	0.0	0.0	0.0	0.0	0.0
75°	123.5	54.1	5.1	2.6	0.0	0.0	0.0	0.0	0.0	0.0	0.0
77.5°	54.1	20.6	2.6	0.0	0.0	0.0	0.0	0.0	0.0	0.0	0.0
80°	23.2	7.7	0.0	0.0	0.0	0.0	0.0	0.0	0.0	0.0	0.0
82.5°	12.9	2.6	0.0	0.0	0.0	0.0	0.0	0.0	0.0	0.0	0.0
85°	5.1	0.0	0.0	0.0	0.0	0.0	0.0	0.0	0.0	0.0	0.0
87.5°	2.6	0.0	0.0	0.0	0.0	0.0	0.0	0.0	0.0	0.0	0.0
90°	0.0	0.0	0.0	0.0	0.0	0.0	0.0	0.0	0.0	0.0	0.0

(END OF REPORT)